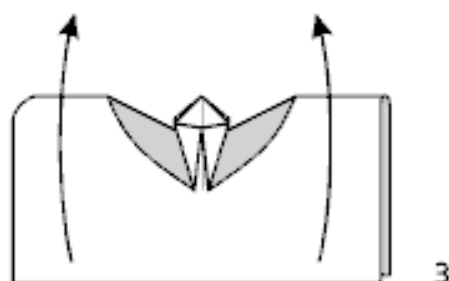
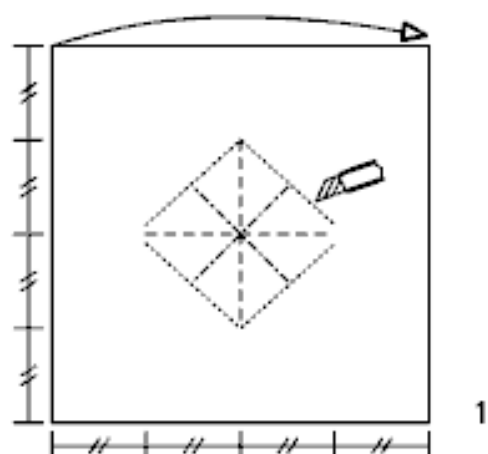


# Kraanvogelkoker Traditioneel

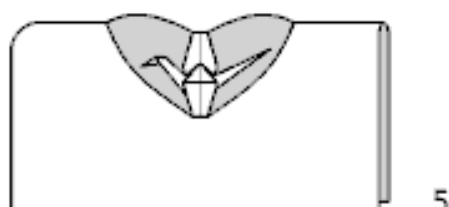
Orison  
2000 nr. 1



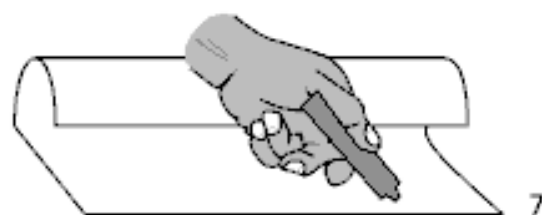
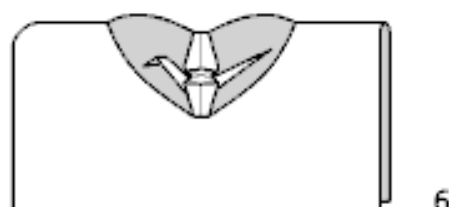
binnenste buiten keren  
turn inside out



vouw de kraanvogel verder af en  
keer daarna weer binnenste buiten  
Fold the crane and turn  
inside out again



haal voorzichtig de vleugels uit  
elkaar om het lichaam op te bollen  
spread carefully the wings to  
give the body some volume



lijm de randen op elkaar  
tot er een koker ontstaat

paste the edges of the paper together,  
so that you get a cylinder.

